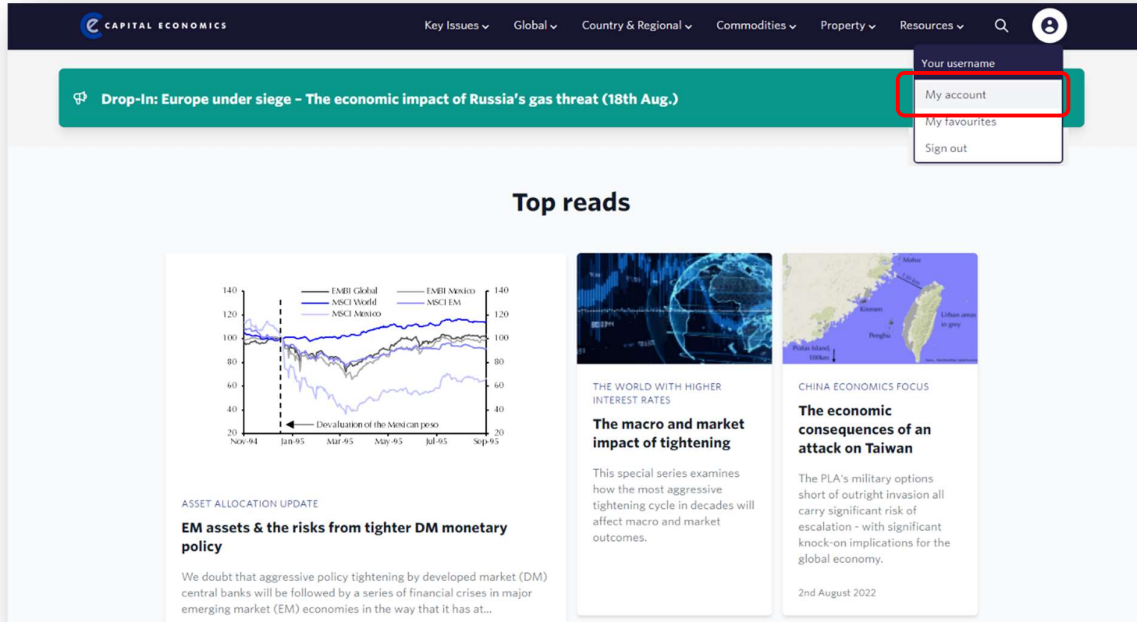


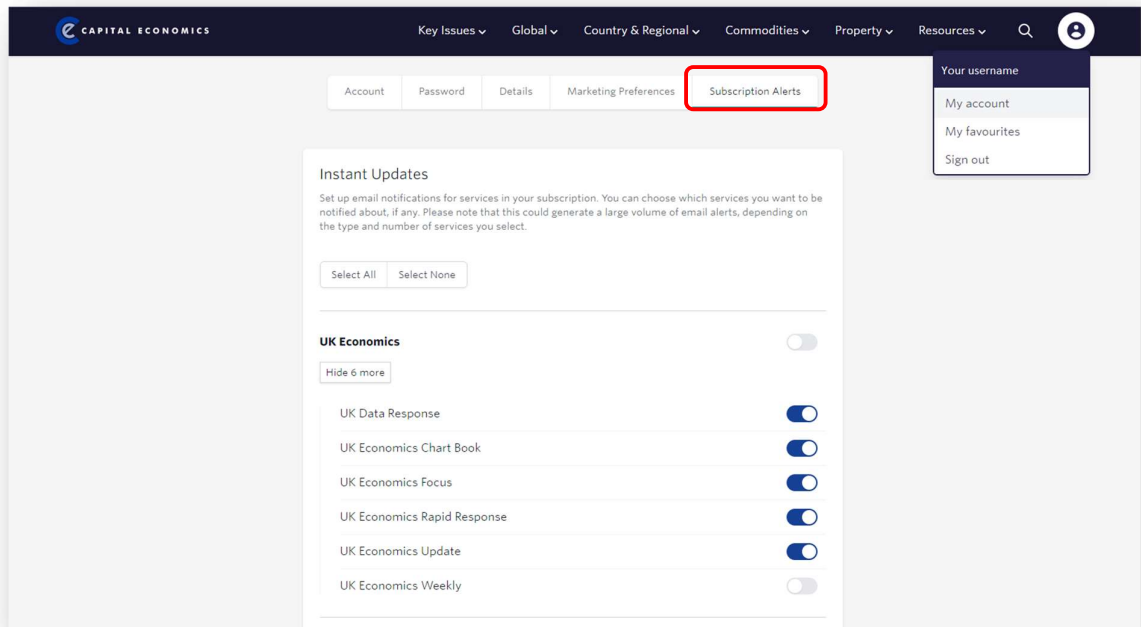
## Selecting Email Preferences

1. When you are logged into the Capital Economics site, select My account from the menu in the upper right corner.



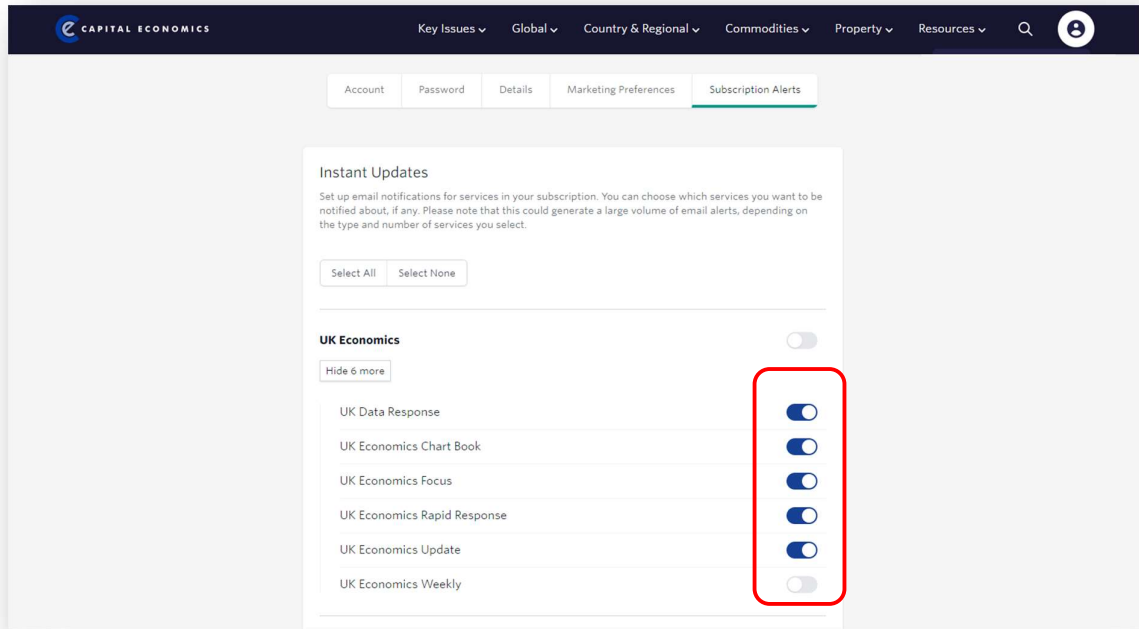
The screenshot shows the Capital Economics website interface. At the top, there is a navigation bar with the logo and several menu items: Key Issues, Global, Country & Regional, Commodities, Property, and Resources. A search icon and a user profile icon are also present. Below the navigation bar, a green banner displays a headline: "Drop-In: Europe under siege - The economic impact of Russia's gas threat (18th Aug.)". In the upper right corner, a dropdown menu is open, showing the user's name "Your username" and three options: "My account" (highlighted with a red box), "My favourites", and "Sign out". Below the banner, the "Top reads" section features a line chart titled "ASSET ALLOCATION UPDATE" showing EM assets and risks from tighter DM monetary policy. The chart plots EMBI Global, EMBI MSCI, MSCI World, and MSCI EM from November 1994 to September 1995, with a vertical dashed line indicating the "Devaluation of the Mexican peso". To the right of the chart are two article teasers: "THE WORLD WITH HIGHER INTEREST RATES: The macro and market impact of tightening" and "CHINA ECONOMICS FOCUS: The economic consequences of an attack on Taiwan".

2. Click on the Subscription Alerts tab to view all the email notifications available within your current subscription.



The screenshot shows the Capital Economics website interface with the "Subscription Alerts" tab selected. The navigation bar is the same as in the previous screenshot. Below the navigation bar, there is a horizontal menu with five tabs: "Account", "Password", "Details", "Marketing Preferences", and "Subscription Alerts" (highlighted with a red box). Below the tabs, the "Instant Updates" section is visible. It contains a heading "Instant Updates" and a sub-heading "Set up email notifications for services in your subscription. You can choose which services you want to be notified about, if any. Please note that this could generate a large volume of email alerts, depending on the type and number of services you select." Below this text are two buttons: "Select All" and "Select None". Underneath, there is a section titled "UK Economics" with a toggle switch that is currently turned off. Below this section is a "Hide 6 more" button. The list of services includes: "UK Data Response" (toggle on), "UK Economics Chart Book" (toggle on), "UK Economics Focus" (toggle on), "UK Economics Rapid Response" (toggle on), "UK Economics Update" (toggle on), and "UK Economics Weekly" (toggle off).

3. Click on the toggle next to each report type to select which notifications you wish to receive via email. You will still have access to all research and analysis within your subscription on the Capital Economics website, regardless of what you select to receive by email.



You may opt in or out of all report types within a service by using the service level toggle at the top of each section.

